

Arm Managed Module for Automatic Ventilation of Vehicle Interior

Madasu Narayana Rao

MTEch(ES),

Siddhartha Institute of Technology & Sciences.

M Swetha, M.Tech

Assistant Professor,

Siddhartha Institute of Technology & Sciences.

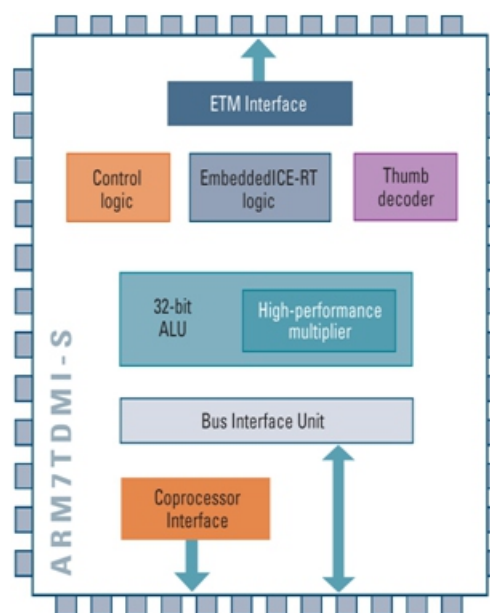
Abstract:

In order to mitigate overheated interior of a vehicle parked in the hot summer sun and thereby to make the entering into the vehicle more comfortable, microcontroller managed module for automatic ventilation of vehicle interior is made. The module is implemented using a microcontroller as a central logical unit and a series of sensors which provide sufficient data to ensure functional, but also efficient, reliable and safe ventilation. The ventilation process is performed by opening vehicle windows slightly, which enables air to circulate. Microcontroller controls the position of the windows autonomously and independently of the driver's presence, following pre-defined algorithm that uses sensors data obtained from the vehicle's surroundings.

Besides temperature, the most important factors to ensure quality implementation of ventilation are detected movements around the vehicle, the presence of precipitation and other. This paper shows the components, their purpose and capabilities, advantages and disadvantages, as well as potential implementations and upgrades. The test results give insight into utilization options of this module and its usefulness. We also have a facility to avoid accidents using alcoholic sensor that will be interfaced to the controller to turn off the vehicle engine when ever the alcohol is detected near the place of driver.



HARDWARE REQUIREMENTS ARM PROCESSOR



ARM7TDMI Processor Core:

- Current low-end ARM core for applications like digital mobile phones
- TDMI
 - oT: Thumb, 16-bit compressed instruction set
 - oD: on-chip Debug support, enabling the processor to halt in response to a debug request
 - oM: enhanced Multiplier, yield a full 64-bit result, high performance
 - oI: Embedded ICE hardware
- Von Neumann architecture



LPC2148 development board

TEMPERATURE SENSOR:

The LM35 series are precision integrated-circuit temperature sensors, whose output voltage is linearly proportional to the Celsius (Centigrade) temperature. The LM35 thus has an advantage over linear temperature sensors calibrated in

° Kelvin, as the user is not required to subtract a large constant voltage from its output to obtain convenient Centigrade scaling.

The LM35 does not require any external calibration or trimming to provide typical accuracies of $\pm 1/4^\circ\text{C}$ at room temperature and $\pm 3/4^\circ\text{C}$ over a full -55 to $+150^\circ\text{C}$ temperature range. It can be used with single power supplies, or with plus and minus supplies. As it draws only $60\mu\text{A}$ from its supply, it has very low self-heating, less than 0.1°C in still air. The LM35 is rated to operate over a -55° to $+150^\circ\text{C}$ temperature range, while the LM35C is rated for a -40° to $+110^\circ\text{C}$ range (-10° with improved accuracy). The LM35 series is available packaged in hermetic TO-46 transistor packages, while the LM35C, LM35CA, and LM35D are also available in the plastic TO-92 transistor package. The LM35D is also available in an 8-lead surface mount small outline package and a plastic TO-220 package.



FIG: TEMPERATURE SENSOR

1. Can be calibrated directly to the Celsius scale.
2. Linear scale factor $+10\text{mV} / ^\circ\text{C}$
3. The accuracy of 0.5°C at room temperature (25°C).
4. Range of temperature between -55°C to 150°C .
5. Work on the voltage 4 volts to 30 volts.
6. Operating current less than $60\mu\text{A}$.



7. Low output impedance 0.1Ω for 1 mA load

Alcohol Detection:



This alcohol sensor is suitable for detecting alcohol concentration on your breath, just like your common breathalyzer. It has a high sensitivity and fast response time. Sensor provides an analog resistive output based on alcohol concentration. The drive circuit is very simple, all it needs is one resistor. A simple interface could be a 0-3.3V ADC.

LIQUID CRYSTAL DISPLAY:

LCD stands for Liquid Crystal Display. LCD is finding wide spread use replacing LEDs (seven segment LEDs or other multi segment LEDs) because of the following reasons:

1. The declining prices of LCDs.
2. The ability to display numbers, characters and graphics. This is in contrast to LEDs, which are limited to numbers and a few characters.
3. Incorporation of a refreshing controller into the LCD, thereby relieving the CPU of the task of refreshing the LCD. In contrast, the LED must be refreshed by the CPU to keep displaying the data.
4. Ease of programming for characters and graphics.

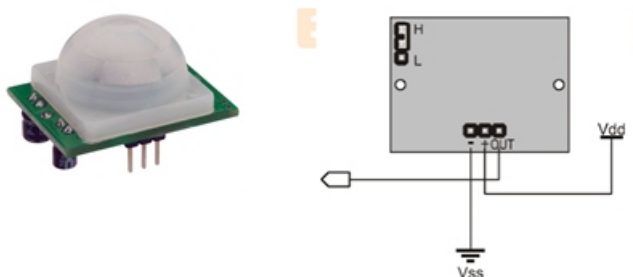
These components are “specialized” for being used with the microcontrollers, which means that they cannot be activated by standard IC circuits. They are used for writing different messages on a miniature LCD.



PIR SENSOR:

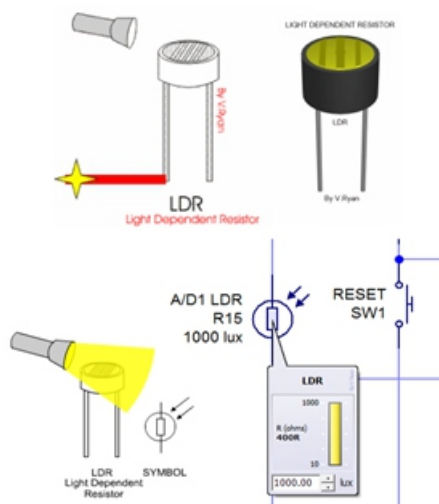
A PIR sensor, or Passive Infrared sensor, is a type of detector that is capable of detecting infrared light emitting from objects within its field of view. PIR sensors differ from other infrared sensors because they are only able to receive infrared waves rather than being able to emit and receive them.

Because all objects emit infrared (electromagnetic waves that travel with heat), PIR sensors are able to detect objects that are in front of them. In fact, PIR sensors can see many things that humans cannot. PIR sensors are used for a number of applications, such as night vision, motion detection, and laser range finding.



LIGHT DEPENDENT RESISTOR:

LDRs or Light Dependent Resistors are very useful especially in light/dark sensor circuits. Normally the resistance of an LDR is very high, sometimes as high as 1000 000 ohms, but when they are illuminated with light resistance drops dramatically. The animation opposite shows that when the torch is turned on, the resistance of the LDR falls, allowing current to pass through it.



LDRs or Light Dependent Resistors are very useful especially in light/dark sensor circuits. Normally the resistance of an LDR is very high, sometimes as high as 1,000,000 ohms, but when they are illuminated with light, the resistance drops dramatically. Thus in this project, LDR plays an important role in controlling the electrical appliances based on the intensity of light i.e., if the intensity of light is more (during daytime) the loads will be in off condition. And if the intensity of light is less (during nights), the loads will be switched on.

SOFTWARE DETAILS:

A. Keil compiler:

Keil compiler is a software used where the machine language code is written and compiled. After compilation, the machine source code is converted into hex code which is to be dumped into the microcontroller for further processing. Keil compiler also supports C language code.

B. Proload:

Proload is a software which accepts only hex files. Once the machine code is converted into hex code, that hex code has to be dumped into the microcontroller placed in the programmer kit and this is done by the Proload. Programmer kit contains a microcontroller on it other than the one which is to be programmed. This microcontroller has a program in it written in such a way that it accepts the hex file from the keil compiler and dumps this hex file into the microcontroller which is to be programmed.

ADVANTAGES:

- Highly sensitive
- Fit and Forget system
- Low cost and reliable circuit
- Complete elimination of manpower

APPLICATIONS:

- In vehicles
- Public Transportation
- military Applications

WORKING PROCEDURE:

- Kit should be placed inside a car to provide better ventilation.
- The controller is interfaced with few sensors to identify the condition inside a car.
- A LDR is interfaced to the controller to sense the sun light.
- If it is too hot inside then that will be sensed by temperature sensor and the windows will get opened.
- In case if there is sudden rainfall then that will also be sensed and the windows will get closed.
- PIR sensor is also interfaced to identify the presence of a person near it and also reacts with buzzer alert.

CONCLUSION:

Hence “MICROCONTROLLER MANAGED MODULE FOR AUTOMATIC VENTILATION OF VEHICLE INTERIOR” is implemented successfully using LPC2148 in the stream of embedded systems.

REFERENCES:

- [1] T. M. Ladwa, S. M. Ladwa, R. S. Kaarthik, A. R. Dhara and N. Dalei, “Automatic ventilation of vehicle interior”, International Conference on Instrumentation, Communications, Information Technology, and Biomedical Engineering (ICICIBME), Bandung, Indonesia, 2009, pp. 1-6.
- [2] D. Heß, C. Röhrig. “Remote ventilation control”, IEEE International Workshop on Intelligent Data Acquisition and Advanced Computing Systems: Technology and Applications, Rende (Cosenza), Italy 21-23 September 2009, pp. 625-628.
- [3] M. Callahan Jr, “Vehicle ventilation,” IEEE Transactions on communications, vol. 27, pp. 343-348, February, 1979.
- [4] Y. C. Cho and J. W. Jeon, “Control System” IEEE International Conference INDIN 2008, July 2008.
- [5] R. Sharma, K. Kumar, and S. Viq, “Remote Control System of car,” IEEE International Conference ICIT 2006, pp. 2380-2383, December 2006.
- [6] S. Selman, R. Paramesran, “Comparative Analysis of Methods” IEEE International Conference on Telecommunications and Malaysia International Conference on Communications, 14-17 May 2007, Penang, Malaysia.
- [7] R. C. Luo, T. M. Chen, and C. C. Yih, “Intelligent ventilation” in 2005.