

## Advanced Water Quality Monitoring System Based on IOT

**Mattli Susheela**

Department of Electronics and  
Communication Engineering,  
Akshaya Bharathi Institute of Technology,  
Siddavatam, Kadapa, A.P. India.

**T. Rama Mohan Reddy**

Department of Electronics and  
Communication Engineering,  
Akshaya Bharathi Institute of Technology,  
Siddavatam, Kadapa, A.P. India.

### Abstract

Water pollution is one of the biggest fears for the green globalization. In order to ensure the safe supply of the drinking water the quality needs to be monitor in real time. In this paper we present a design and development of a low cost system for real time monitoring of the water quality in IOT(internet of things).The system consist of several sensors is used to measuring physical and chemical parameters of the water. The parameters such as temperature, PH, turbidity, flow sensor of the water can be measured. The measured values from the sensors can be processed by the core controller. The Arduino model can be used as a core controller. Finally, the sensor data can be viewed on internet using WI-FI system.

### Keyword:

pH sensor, Turbidity sensor, Temperature sensor, Flow sensor, Ardurino model, WI-FI module.

### I. INTRODUCTION:

In the 21<sup>st</sup> century, there were lots of inventions, but at the same time were pollutions, global warming and so on are being formed, because of this there is no safe drinking water for the world's pollution. Nowadays, water quality monitoring in real time faces challenges because of global warming limited water resources, growing population, etc. Hence there is need of developing better methodologies to monitor the water quality parameters in real time[1]. The water quality parameters pH measures the concentration of hydrogen ions. It shows the water is acidic or alkaline. Pure water has 7pH value, less than 7pH has acidic, more than 7pH has alkaline.

The range of pH is 0-14 pH. For drinking purpose it should be 6.5-8.5pH. Turbidity measures the large number of suspended particles in water that is invisible. Higher the turbidity higher the risk of diarrhoea, collera. Lower the turbidity then the water is clean. Temperature sensor measures how the water is, hot or cold. Flow sensor measures the flow of water through flow sensor. The traditional methods of water quality monitor involves the manual collection of water samples from different locations. The rest of this paper is organised as follows: section II review the related work of this project, section III describes the proposed system with the modules explanation, section IV provides the Schematic circuit with it working, Section V shows the results and discussion, section VI the conclusion with future scope.

### II. LITERATURE REVIEW

Nikhil Kedia entitled "Water Quality Monitoring for Rural Areas-A Sensor Cloud Based Economical Project." Published in 2015 1st International Conference on Next Generation Computing Technologies (NGCT-2015) Dehradun, India. This paper highlights theentire water quality monitoring methods, sensors, embedded design, and information dissipation procedure, role of government, network operator and villagers in ensuring proper information dissipation. It also explores the Sensor Cloud domain. While automatically improving the water quality is not feasible at this point, efficient use of technology

**Cite this article as:** Mattli Susheela & T. Rama Mohan Reddy, "Advanced Water Quality Monitoring System Based on IOT", International Journal & Magazine of Engineering, Technology, Management and Research, Volume 6, Issue 1, 2019, Page 125-131.

and economic practices can help improve water quality and awareness among people.[1] Jayti Bhatt, Jignesh Patoliya entitled “Real Time Water Quality Monitoring System”. This paper describes to ensure the safe supply of drinking water the quality should be monitored in real time for that purpose new approach IOT (Internet of Things) based water quality monitoring has been proposed. In this paper, we present the design of IOT based water quality monitoring system that monitor the quality of water in real time. This system consists some sensors which measure the water quality parameter such as pH, turbidity, conductivity, dissolved oxygen, temperature. The measured values from the sensors are processed by microcontroller and this processed values are transmitted remotely to the core controller that is raspberry pi using Zigbee protocol. Finally, sensors data can view on internet browser application using cloud computing.[2] Michal Lom, Ondrej Pribyl, Miroslav Svitek entitled “Industry 4.0 as a Part of Smart Cities”.

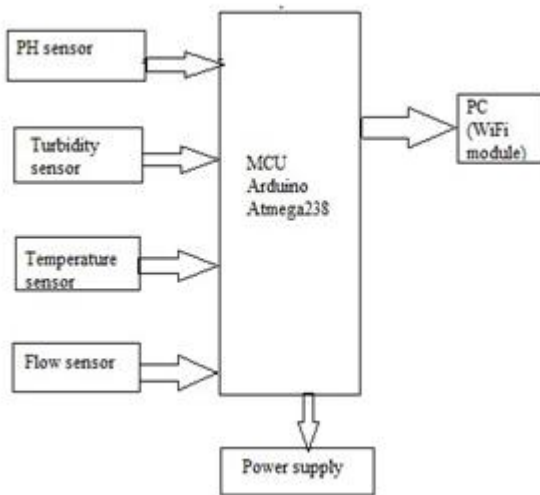
This paper describes the conjunction of the Smart City Initiative and the concept of Industry 4.0. The term smart city has been a phenomenon of the last years, which is very inflected especially since 2008 when the world was hit by the financial crisis. The main reasons for the emergence of the Smart City Initiative are to create a sustainable model for cities and preserve quality of life of their citizens. The topic of the smart city cannot be seen only as a technical discipline, but different economic, humanitarian or legal aspects must be involved as well. In the concept of Industry 4.0, the Internet of Things (IoT) shall be used for the development of so-called smart products. Sub-components of the product are equipped with their own intelligence. Added intelligence is used both during the manufacturing of a product as well as during subsequent handling, up to continuous monitoring of the product lifecycle (smart processes). Other important aspects of the Industry 4.0 are Internet of Services (IoS), which includes especially intelligent transport and logistics

(smart mobility, smart logistics), as well as Internet of Energy (IoE), which determines how the natural resources are used in proper way (electricity, water, oil, etc.). IoT, IoS, IoP and IoE can be considered as an element that can create a connection of the Smart City Initiative and Industry 4.0 – Industry 4.0 can be seen as a part of smart cities.[3] Zhanwei Sun, Chi Harold Li, Chatschik Bisdikian, Joel W. Branch and Bo Yang entitled “QOI-Aware Energy Management in Internet-of-Things Sensory Environments”. In this paper an efficient energy management frame work to provide satisfactory QOI experience in IOT sensory environments is studied. Contrary to past efforts, it is transparent and compatible to lower protocols in use, and preserving energy-efficiency in the long run without sacrificing any attained QOI levels. Specifically, the new concept of QOI-aware “sensor-to-task relevancy” to explicitly consider the sensing capabilities offered by a sensor to the IOT sensory environments, and QOI requirements required by a task.

A novel concept of the “critical covering set” of any given task in selecting the sensors to service a task over time. Energy management decision is made dynamically at runtime, as the optimum for long-term traffic statistics under the constraint of the service delay. Finally, an extensive case study based on utilizing the sensor networks to perform water level monitoring is given to demonstrate the ideas and algorithms proposed in this paper, and a simulation is made to show the performance of the proposed algorithms.[4] Sokratis Kartakis, Weiren Yu, Reza Akhavan, and Julie A. McCann entitled “Adaptive Edge Analytics for Distributed Networked Control of Water Systems” This paper presents the burst detection and localization scheme that combines lightweight compression and anomaly detection with graph topology analytics for water distribution networks. We show that our approach not only significantly reduces the amount of communications between sensor devices and the back end servers, but also can effectively localize water burst events by

using the difference in the arrival times of the vibration variations detected at sensor locations. Our results can save up to 90% communications compared with traditional periodical reporting situations.[5]

**III. PROPOSED SYSTEM:**




**Fig: Block diagram of our project**

In this, we present the theory on real time monitoring of water quality in IoT environment. The overall block diagram of the proposed method is explained. Each and every block of the system is explained in detail. In this proposed block diagram consist of several sensors (temperature, pH, turbidity, flow) is connected to core controller. The core controller are accessing the sensor values and processing them to transfer the data through internet. Arduino is used as a core controller. The sensor data can be viewed on the internet wi-fi system.

**pH sensor:**

The pH of a solution is the measure of the acidity or alkalinity of that solution. The pH scale is a logarithmic scale whose range is from 0-14 with a neutral point being 7. Values above 7 indicate a basic or alkaline solution and values below 7 would indicate an acidic solution. It operates on 5V power supply and it is easy to interface with arduino. The normal range of pH is 6 to 8.5.



**Fig: pH sensor**

**a) Turbidity sensor:**

Turbidity is a measure of the cloudiness of water. Turbidity has indicated the degree at which the water loses its transparency. It is considered as a good measure of the quality of water. Turbidity blocks out the light needed by submerged aquatic vegetation. It also can raise surface water temperatures above normal because suspended particles near the surface facilitate the absorption of heat from sunlight.



**Fig: Turbidity sensor**

**b) Temperature sensor:**

Water Temperature indicates how water is hot or cold. The range of DS18B20 temperature sensor is -55 to +125 °C. This temperature sensor is digital type which gives accurate reading.



**Fig: Temperature sensor**

**c) Flow sensor:**

Flow sensor is used to measure the flow of water through the flow sensor. This sensor basically consists of a plastic valve body, a rotor and a Hall Effect sensor. The pinwheel rotor rotates when water / liquid flows through the valve and its speed will be directly proportional to the flow rate. The Hall Effect sensor will provide an electrical pulse with every revolution of the pinwheel rotor.



**Fig: Flow sensor**

**d) Arduino Uno:**

Arduino is a microcontroller board based on the ATmega328P. It has 14 digital input/output pins (of which 6 can be used as PWM outputs), 6 analog inputs, a 16 MHz quartz crystal, a USB connection, a power jack, an ICSP header and a reset button.

It contains everything needed to support the microcontroller. Arduino Software (IDE) were the reference versions of Arduino, now evolved to newer releases. The Uno board is the first in a series of USB Arduino boards, and the reference model for the Arduino platform; for an extensive list of current, past or outdated boards see the Arduino index of boards.



**Fig: Arduino uno**

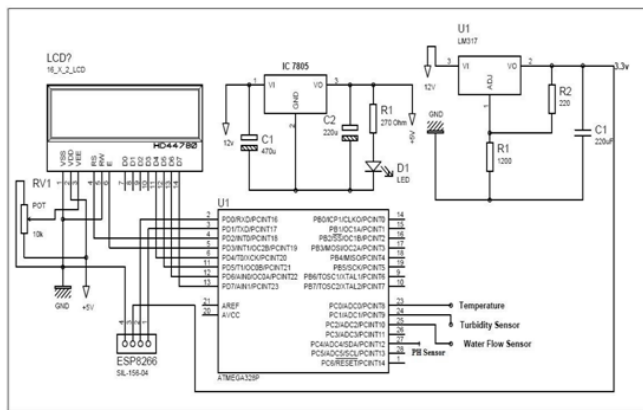
**e) Wifi module:**

The ESP8266 WiFi Module is a self contained SOC with integrated TCP/IP protocol stack that can give any microcontroller access to your WiFi network. The ESP8266 is capable of either hosting an application or offloading all Wi-Fi networking functions from another application processor. Each ESP8266 module comes pre-programmed with an AT command set firmware. The ESP8266 module is an extremely cost effective board with a huge, and ever growing, community.



**Fig: WiFi module**

**IV. SCHEMATIC CIRCUIT WITH ITS WORKING**



**Fig: schematic circuit**

The whole design of the system is based mainly on IOT which is newly introduced concept in the world of development. There is basically two parts included, the first one is hardware & second one is software. The hardware part has sensors which help to measure the real time values, another one is arduino atmega328 converts the analog values to digital one, & LCD shows the displays output from sensors, Wi-Fi module gives the connection between hardware and software. In software we developed a program based on embedded c language. The PCB is design at first level of construction and component and sensors mounted on it. BLYNK app is installed in the android version to see the output. When the system get started dc current given to the kit and arduino and WIFI gets on. The parameters of water is tested one but one and their result is given to the LCD display.

The app went provided with hotspot gives the exact value as on LCD display shows on kit. Thus like this when the kit is located on any specific water body and WIFI is provided we can observe its real time value on our android phone anywhere at any time.

**V. RESULT & DISCUSSION**

We have identified a suitable implementation model that consists of different sensor devices and other modules, their functionalities are shown in figure. In this implementation model we used ATMEGA 328 with Wi-Fi module. Inbuilt ADC and Wi-Fi module connects the embedded device to internet. Sensors are connected to Arduino UNO board for monitoring, ADC will convert the corresponding sensor reading to its digital value and from that value the corresponding environmental parameter will be evaluated. After sensing the data from different sensor devices, which are placed in particular area of interest. The sensed data will be automatically sent to the web server, when a proper connection is established with sever device.

**IV. SYSTEM DESIGN OF MODEL**



**Fig: System design model of water quality monitoring system using IOT**

## V. CONCLUSION AND FUTURE SCOPE

### Conclusion:

Monitoring of Turbidity, PH & Temperature of Water makes use of water detection sensor with unique advantage and existing GSM network. The system can monitor water quality automatically, and it is low in cost and does not require people on duty. So the water quality testing is likely to be more economical, convenient and fast. The system has good flexibility. Only by replacing the corresponding sensors and changing the relevant software programs, this system can be used to monitor other water quality parameters. The operation is simple. The system can be expanded to monitor hydrologic, air pollution, industrial and agricultural production and so on. It has widespread application and extension value. By keeping the embedded devices in the environment for monitoring enables self protection (i.e., smart environment) to the environment. To implement this need to deploy the sensor devices in the environment for collecting the data and analysis. By deploying sensor devices in the environment, we can bring the environment into real life i.e. it can interact with other objects through the network. Then the collected data and analysis results will be available to the end user through the Wi-Fi.

### Future Scope:

In future we use IOT concept in this project  
 Detecting the more parameters for most secure purpose  
 Increase the parameters by addition of multiple sensors  
 By interfacing relay we controls the supply of water

## REFERENCES

- [1] Nikhil Kedia, Water Quality Monitoring for Rural Areas- A Sensor Cloud Based Economical Project, in 1st International Conference on Next Generation Computing Technologies (NGCT-2015) Dehradun, India, 4-5 September 2015. 978-1-4673-6809-4/15/\$31.00 ©2015 IEEE.
- [2] Jayti Bhatt, Jignesh Patoliya, Iot Based Water Quality Monitoring System, IRFIC, 21feb,2016.
- [3] Michal lom, ondrej priby & miroslav svitek, Internet 4.0 as a part of smart cities, 978-1-5090-1116-2/16/\$31.00 ©2016 IEEE
- [4] Zhanwei Sun, Chi Harold Liu, Chatschik Bisdikia\_, Joel W. Branch and Bo Yang, 2012 9th Annual IEEE Communications Society Conference on Sensor, Mesh and Ad Hoc Communications and Networks
- [5] (SECON), 978-1-4673-1905-8/12/\$31.00 ©2012 IEEE
- [6] Sokratis Kartakis, Weiren Yu, Reza Akhavan, and Julie A. McCann, 2016 IEEE First International Conference on Internet-of-Things Design and Implementation, 978-1-4673-9948-7/16 © 2016IEEE
- [7] Mithaila Barabde, shruti Danve, Real Time Water Quality Monitoring System, IJIRCCE, vol 3, June 2015.
- [8] Akanksha Purohit, Ulhaskumar Gokhale, Real Time Water Quality Measurement System based on GSM , IOSR (IOSR-JECE) Volume 9, Issue 3, Ver. V (May - Jun. 2014)
- [9] Eoin O'Connell, Michael Healy, Sinead O'Keefe, Thomas Newe, and Elfed Lewis, IEEE sensors journal, vol. 13, no. 7, July 2013, 1530-437x/\$31.00 © 2013 IEEE
- [10] Nidal Nasser, Asmaa Ali, Lutful Karim, Samir Belhaouari, 978-1-4799- 0792-2/13/\$31.00 ©2013 IEEE
- [11] Niel Andre cloete, Reza Malekian and Lakshmi Nair, Design of Smart Sensors for Real-Time Water Quality monitoring, ©2016 IEEE conference.

**Author's Biography**

MATTLI SUSHEELA received her B.Tech degree from Annamacharya Institute of Technology and Sciences (AITS), Kadapa, AP, INDIA (Affiliated to JNTUA Anantapur) Department of Electronics and Communication Engineering (ECE). She is pursuing M.Tech in Department of Electronics and Communication Engineering (ECE) at Akshaya Bharathi Institute of Technology (ABIT), Siddavatam, Kadapa, A.P. INDIA.

Mr. T. Rama Mohan Reddy, is currently working as an Assistant Professor in Department of Electronics and Communication Engineering (ECE), Akshaya Bharathi Institute of Technology, Siddavatam, Kadapa, A.P. He received his M.Tech from Akshaya Bharathi Institute of Technology, Siddavatam, Kadapa, A.P. INDIA.