

## An Efficient Distributed Trust Model for Wireless Sensor Networks

Mahdi Abdulkader Salem

Department of Computer Sciences & Information Technology,  
SHIATS Alaababad, India.

### Abstract:

Trust models have been recently suggested as an effective security mechanism for Wireless Sensor Networks (WSNs). Considerable research has been done on modeling trust. However, most current research works only take communication behavior into account to calculate sensor nodes' trust value, which is not enough for trust evaluation due to the widespread malicious attacks. In this paper, we propose an Efficient Distributed Trust Model (EDTM) for WSNs. First, according to the number of packets received by sensor nodes, direct trust and recommendation trust are selectively calculated. Then, communication trust, energy trust and data trust are considered during the calculation of direct trust. Furthermore, trust reliability and familiarity are defined to improve the accuracy of recommendation trust. The proposed EDTM can evaluate trustworthiness of sensor nodes more precisely and prevent the security breaches more effectively. Simulation results show that EDTM outperforms other similar models, e.g., NBBTE trust model.

### INTRODUCTION:

WSNs are emerging technologies that have been widely used in many applications such as emergency response, healthcare monitoring, battlefield surveillance, habitat monitoring, traffic management, smart power grid, etc. However, the wireless and resource-constraint nature of a sensor network makes it an ideal medium for malicious attackers to intrude the system. Thus, providing security is extremely important for the safe application of WSNs. Various security mechanisms, e.g., cryptography, authentication, confidentiality, and message integrity, have been proposed to avoid security threats such as eavesdropping, message replay, and fabrication of messages. However, these approaches still suffer from many security vulnerabilities, such as node capture

attacks and denial-of-service (DoS) attacks. The traditional security mechanisms can resist external attacks, but cannot solve internal attacks effectively which are caused by the captured nodes. To establish secure communications, we need to ensure that all communicating nodes are trusted. This highlights the fact that it is critical to establish a trust model allowing a sensor node to infer the trustworthiness of another node. From the literature on this topic, we can find that: 1) In the current research work, the assessment of trust values for sensor nodes is mainly based on the communication (successful and unsuccessful communications) point of view. In fact, just considering the communication behavior, we cannot decide whether a sensor node can be trusted or not. Besides the communication behavior, other trust metrics such as the energy level should also be taken into account to calculate the trustworthiness of sensor nodes.

In addition, an efficient trust model should deal with uncertainty caused by noisy communication channels and unstable sensor nodes' behaviors. 2) There are two common ways to establish trust in WSNs: calculating direct trust based on direct interactions and calculating indirect trust value based on recommendation from the third party. However, not all the third parties are trustworthy and not all the recommendations are reliable. Thus, a discriminate analysis about the third party and recommendation is essential. 3) Most existing studies only provide the trust assessment for neighbor nodes. However, in real applications, a sensor node sometimes needs to obtain the trust value of the non-neighbor nodes. For example, in some routing protocols or localization algorithms sensor nodes need the information of the two-hop neighbor nodes to establish the routing or localize themselves. Therefore, providing the trust assessment for non-neighbor nodes becomes very important.

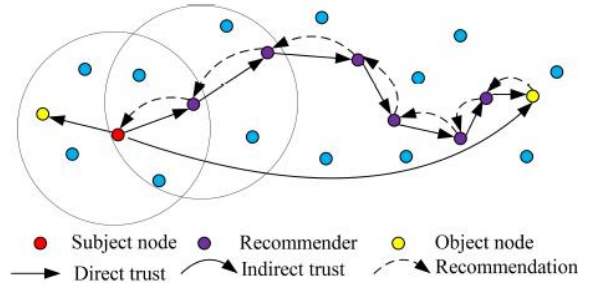
4) Because of the dynamic topology, the trust relationship between sensor nodes constantly changes in WSNs. Trust is a dynamic phenomenon and changes with time and environment conditions. However, most existing trust models do not solve the trust dynamic problem. The evolution of trust over time is another problem that needs further study. In order to solve the above-mentioned problems, we propose an efficient distributed trust model (EDTM). The proposed EDTM can evaluate the trust relationships between sensor nodes more precisely and can prevent security breaches more effectively.

**2 ASSUMPTIONS AND NETWORK MODEL:**

**Scenario:**

In this paper, we consider a scenario in which all the sensor nodes are randomly deployed without mobility. As shown in Fig.1, there are three kinds of nodes in the network: subject nodes, recommender and object nodes. If a sensor node A wants to obtain the trust value of another sensor node B, the evaluating sensor node A is named as subject node and the evaluated node B is the object node. This paper is a multi-hop network which means that the sensor nodes can only directly communicate with the neighbor nodes within their communication range.

The packets exchanged between any two non-neighbor nodes are forwarded by other nodes. The forwarding node not only can just “pass” the packets from source nodes to destination nodes but also can process the information based on their own judgments. Generally, the trust value is calculated based on a subject’s observation on the object and recommendations from a third party. The third party which provides recommendations is a recommender.



**Figure: The network structure.**

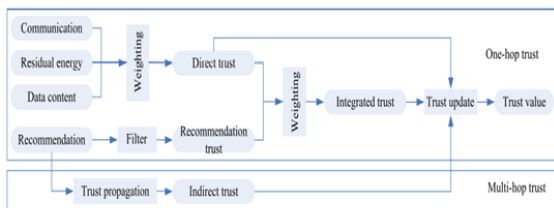
**Node capability:**

It assumes that sensor nodes have the same capability of computing, communicating and storing. Their communication ability is limited by specific wireless techniques. Only when two nodes move into each other’s communication range could they detect each other and start communication. A homogeneous WSN is considered, that is all the sensor nodes have the same initial energy level and communication range. Additionally, in order to secure data transmission over the wireless network, each node is assigned a unique ID and a pair of public/private keys for encrypting and decrypting data, as well as with a public key certificate issued by some trustable Public Key Infrastructure (PKI). Each node keeps a list of neighbor nodes which stores their IDs and their communication information.

**Attack model:**

There exist many malicious attacks in WSNs, such as DoS attack, node replication, Sybil attack, wormhole attack, attacks on Information, etc. Moreover, it should be noticed that similar to most security schemes, a trust model is also vulnerable to many malicious attacks, such as bad/good-mouthing attack and on-off attack. In a bad-mouthing attack, malicious nodes intentionally give dishonest recommendation to neighbor nodes. For example, they maliciously provide lower recommendation for normal ones during trust evaluation. Thus, recommendations under bad-mouthing attack cannot reflect the real opinions of the recommender.

On the contrary, the sensor nodes conducting good mouthing attack intentionally provide higher trust value for malicious nodes. In an on-off attack, malicious nodes can behave good or bad alternatively. When the trust values of malicious nodes are significantly reduced, they can act well for a period to improve their trust values.



.2. The EDTM structure.

### OVERVIEW OF EDTM:

To efficiently compute the trust values on sensor nodes, we first need a clear understanding of the trust definition and the various trust properties that are adopted in a trust model.

### Definition and properties of Trust:

**Trust:** There are several definitions given to trust in the literature. Trust is always defined by reliability, utility, availability, risk, quality of services and other concepts. Here, trust is defined as a belief level that one sensor node puts on another node for a specific action according to previous observation of behaviors. That is, the trust value is used to reflect whether a sensor node is willing and able to act normally in WSNs. In this paper, a trust value ranges from 0 to 1. A value of 1 means completely trustworthy and 0 means the opposite.

### Direct Trust:

Direct trust is a kind of trust calculated based on the direct communication behaviors. It reflects the trust relationship between two neighbor nodes.

### Recommendation Trust:

As mentioned above, since the recommendations from third parties are not always reliable, we need an efficient mechanism to filter the recommendation

information. The filtered reliable recommendations are calculated as the recommendation trust.

### Indirect Trust:

When a subject node cannot directly observe an object nodes' communication behaviors, indirect trust can be established. The indirect trust value is gained based on the recommendations from other nodes. Based on [11] and [12], we can conclude that there are three main properties of trust: asymmetry, transitivity and composability. Asymmetry implies that if node A trusts node B, it does not necessarily mean that node B trusts node A. Transitivity means the trust value can be passed along a path of trusted nodes. If node A trusts node B and node B trusts node C, it can be inferred that node A trusts node C at a certain level. The transitivity means the trust value can be passed along a path of trusted nodes.

If node A trusts node B and node B trusts node C, it can be inferred that node A trusts node C at a certain level. The transitivity is a very important property in trust calculation between two non-neighbor nodes. Composability implies that trust values received from multiple available paths can be composed together to obtain an integrated value is a very important property in trust calculation between two non-neighbor nodes. Composability implies that trust values received from multiple available paths can be composed together to obtain an integrated value.

### The Structure of EDTM:

In this section, we describe the overall architecture of EDTM. When we say node B is trustworthy or untrustworthy for node A, there is a trust model between node A and node B. As shown in Fig.2, EDTM consists of two main components: one-hop trust model and multi-hop trust model which includes the following six components: direct trust module, recommendation trust module, indirect trust module, integrated trust module, trust propagation module and trust update module. When a subject node wants to obtain the trust value of an object, it first checks its recorded list of neighbor nodes.

If the ID of the object node is in the list of neighbor nodes, the one-hop trust model is triggered. Otherwise, the multi-hop trust model is started. In the one-hop trust model, if the trust is calculated based on node B's direct experiences with node A completely, this model is called direct trust model. Otherwise, the recommendation trust module is built. In the multi-hop trust model, once the subject node A receives recommendations from other nodes about the object node B, indirect trust model can be established. In current trust models, the direct trust and recommendation are always used to evaluate the trustworthiness of sensor nodes. The direct trust is directly calculated based on the communication behaviors between two neighbor nodes.

However, due to malicious attacks, using only direct trust to evaluate sensor nodes is not accurate. Thus, the recommendation from other sensor nodes is needed to improve the trust evaluation. In addition, if the number of communication packets between two neighbor nodes is too small, it is difficult to decide whether an object node is good or bad based on only few interactions. Therefore, in the one-hop trust model, we define a threshold of communication packets. If the communication packets between the subject and object nodes are higher than the threshold  $Th_{num}$ , only the direct trust is calculated. Otherwise, the recommendations from the recommenders are needed for the object's trust evaluation. In the multi-hop trust model, the subject node first needs to select a set of recommenders. Then, the indirect trust is calculated based on recommendations and trust propagation. Next, we describe the detail calculation of direct, recommendation, and indirect trust.

## TRUST CALCULATION IN EDTM

### The calculation of Direct Trust

Unlike prior work, we compose our direct trust by considering communication trust, energy trust and data trust. The sensor nodes in WSNs usually collaborate and communicate with neighbor nodes to perform their tasks.

Therefore, the communication behaviors are always checked to evaluate whether the sensor node is normal or not.

### Calculation of the Communication Trust:

The information on a sensor node's prior behavior is one of the most important aspects of the communication trust. However, communication channels between two sensor nodes are unstable and noisy, thus monitoring sensor node's behaviors in WSNs based on previous communication behaviors involves considerable uncertainty.

$$T_{com} = \frac{2b + u}{2} \quad (1)$$

$$\text{where } b = \frac{s}{s+f+1}, u = \frac{1}{s+f+1}.$$

### Calculation of the Energy Trust:

Energy is an important metric in WSNs since sensor nodes are extremely dependent on the amount of energy they have. Malicious nodes always consume abnormal energy to launch malicious attacks. For example, malicious nodes which conduct DoS attack consume much more energy than normal nodes while selfish nodes consume less energy. Therefore, we use energy as a QoSTrust metric to measure if a sensor node is selfish or maliciously exhaust additional energy.

$$T_{ene} = \begin{cases} 1 - p_{ene}, & \text{if } E_{res} \geq \theta \\ 0, & \text{else} \end{cases} \quad (2)$$

### Calculation of the Data Trust:

The trust of the data affects the trust of the network nodes that created and manipulated the data, and vice-versa, we introduce the evaluation of data trust in this section. The data packets have spatial correlation, that is, the packets sent among neighbor nodes are always similar in the same area. The data value of these packets in general follows some certain distribution, such as a normal distribution.

$$T_{data} = 2(0.5 - \int_{\mu}^{v_d} f(x)dx) = 2 \int_{v_d}^{\infty} f(x)dx \quad (3)$$

**Calculation of the Recommendation Trust:**

The recommendation trust is a special type of direct trust. When there are no direct communication behaviors between subject and object nodes, the recommendations from recommender are always taken into account for trust calculation. However, in most existing related works, the true and false recommendations are not distinguished. How to detect and get rid of false recommendations is important since it has great impact on the trust calculation.

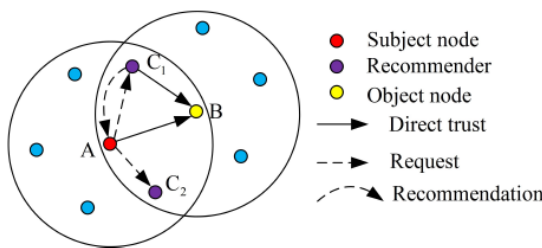


Fig. 3. Calculation of the Recommendation Trust.

**Calculation of the Indirect Trust:**

WSNs are multi-hop networks, when there are no direct communications between subject and object nodes, indirect trust can be established since trust is transitive. In this paper, the calculation of indirect trust includes two steps: 1) the first step is to find multi-hop recommenders between subject and object nodes, and 2) the second step is the trust propagation which aims at computing the direct trust. The path from the subject node to the object node established by the recommenders is named as Trust Chain.

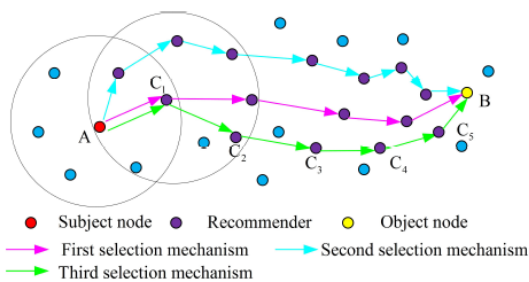


Fig. 4. Calculation of the Indirect Trust.

**Update of Trust value:**

Due to the dynamic behavior of WSNs such as leaving or joining the network, the trust values of sensor nodes should be updated periodically. First, the trust value should not be updated too often. Because frequently updating the trust value will waste a lot of energy, and the trust evaluation will be easily affected by the network traffic conditions (e.g., congestion and delay). In addition, the update cycle time cannot be too long. A node's historical trust values should be taken into account to measure its current trustworthiness. If the cycle time is too long, it cannot efficiently reflect the current behaviors of the object node. To solve these issues, we use a sliding time window concept to update the trust value.

**SIMULATION RESULTS AND ANALYSIS**

**5.1 Performance of EDM**

*5.1.1 The selection of threshold  $Th_{num}$*

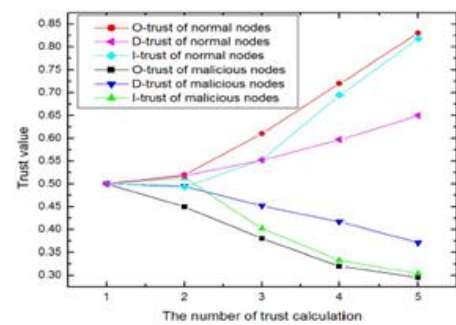
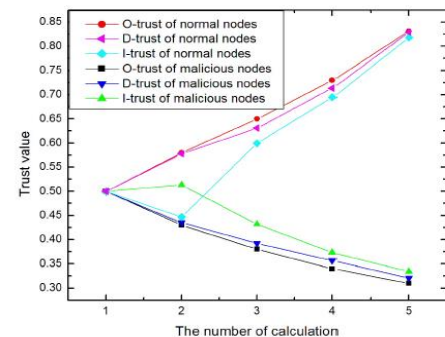


Fig. 6. Communication packets are lower than the threshold.

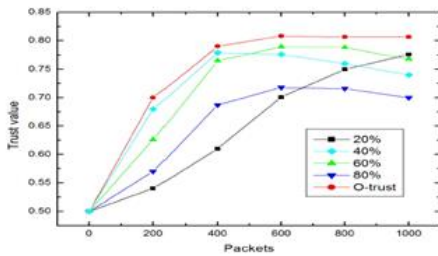


Fig. 7. Relationship between trust value and communication packets threshold.

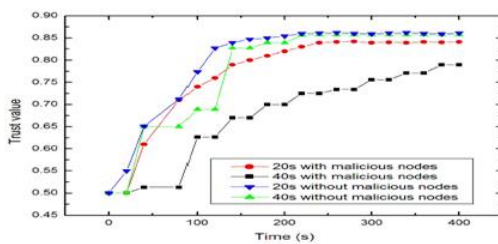


Fig. 9. Influence of the update cycle time.

### CONCLUSIONS:

The trust model has become important for malicious nodes detection in WSNs. It can assist in many applications such as secure routing, secure data aggregation, and trusted key exchange. Due to the wireless features of WSNs, it needs a distributed trust model without any central node, where neighbor nodes can monitor each other. In addition, an efficient trust model is required to handle trust related information in a secure and reliable way. In this paper, a distributed and efficient trust model named EDTM is proposed. During the EDTM, the calculation of direct trust, recommendation trust and indirect trust are discussed. Furthermore, the trust propagation and update are studied. Simulation results show that EDTM is an efficient and attack-resistant trust model. However, how to select the proper value of the weight and the defined threshold is still challenge problem, which we plan to address in our future research endeavors.

### REFERENCES:

[1] H. Chan and A.Perrig, "Security and Privacy in Sensor Networks".IEEE Computer, Vol. 36, No. 10, pp. 103-105, 2003.

[2] Y.M. Huang, M.Y. Hsieh, H.C. Chao, S.H. Hung, and J.H. Park, "Pervasive, Secure Access to a Hierarchical-based Healthcare Monitoring Architecture in Wireless Heterogeneous Sensor Networks". IEEE Journal on Selected Areas of Communications, Vol. 24, No. 7, pp. 400-411, May 2009.

[3] V.C. Gungor, L. Bin, and G.P. Hancke, "Opportunities and Challenges of Wireless Sensor Networks in Smart Grid".IEEE Transactions on Industrial Electronics, Vol. 57, No. 10, pp. 3557-3564, 2010.

[4] G. Han, J. Jiang, L. Shu, J. Niu and H.C. Chao, "Managements and applications of trust in Wireless Sensor Networks: A Survey". Journal of Computer and System Sciences, pp. 1-16, 2013.

[5] S. Ganeriwal, L.K. Balzano and M.B. Srivastava, "Reputation-based Framework for High Integrity Sensor Networks". In Proceedings of the 2nd ACM workshop on Security of ad hoc and sensor networks, pp. 66-77, 2004.

[6] Z. Yao, D. Kim and Y. Doh, "PLUS: Parameterized and Localized trust management Scheme for sensor networks security". IEEE International Conference on Mobile Adhoc and Sensor Systems (MASS), pp. 437-446, 2008.

[7] R. Feng, X. Xu, X. Zhou and J. Wan, "A Trust Evaluation Algorithm for Wireless Sensor Networks Based on Node Behaviors and D-S Evidence Theory". Sensors, pp. 1345-1360, 2011.

[8] G. Han, Y. Dong, H. Guo, L. Shu, D. Wu, "Cross-layer Optimized Routing in WSN with Duty-cycle and Energy Harvesting". Wireless Communications and Mobile Computing, 2013 accepted.

[9] G. Han, X. Xu, J. Jiang, L. Shu and N. Chilamkurti, "The Insightsof Localization through Mobile Anchor Nodes in Wireless Sensor Networks with Irregular Radio". KSII Transactions on Internet and Information Systems, pp. 2992-3007, 2012.

[10] K. Govindan and P. Mohapatra, "Trust Computations and Trust Dynamics in Mobile Adhoc Networks: A Survey". IEEE communications survey and tutorials, Vol.14, No. 2, pp. 279-298, 2012.