

An Improved Channel Estimation Algorithms Based On Cosine Transforms Under Rayleigh Distribution

Gattupalli Venkata Navya

P.G. Scholar (CESP),

Department of ECE

Rao & Naidu College of Engineering,

NH5, Prakasam (Dist.), Andra Pradesh, India.

D. Kalyani

Assistant Professor,

Department of ECE

Rao & Naidu College of Engineering,

NH5, Prakasam (Dist.), Andra Pradesh, India.

ABSTRACT

In order to reduce the noise elements effect, pilotsymbolaided (PSA) channel estimation (CE) algorithms based on the transform domainsuch as DFT, DCT appear attractive owing to their capacity. However, in presentorthogonal frequency division multiplexing (OFDM) systems, we need to isolate the interfering signals to improve the efficiency of the system. Here, in this paper we introduced an improved channel estimation algorithm based on shortened DCT (S-DCT) with Rayleigh distribution (RD) to eliminate the energy leakage by using the symmetric property and also compared with the existing channel estimation methods such as Least Square (LS), DFT and mirror weighted DCT even that of S-DCT with additive white Gaussian noise (AWGN) distribution. Simulation results demonstrate that the S-DCT-RDcan reduce the energy leakage more efficiently, and performedfar betterthan the existing CE algorithms.

Key words: Channel estimation, LS, DFT, DCT, AWGN and Rayleigh

INTRODUCTION

OFDM is a multiple access technique [1] in which the symbol duration will be increased by transmitting the large number of narrowband subchannels over a large bandwidth in parallel, which in results the reduction ofinter symbol interference (ISI) [2]. For fighting against multipath fading whiletransmitting the high bit rate data over wireless mobile environments is an important task [2]. To do so OFDM is used as an effectiveapproach. Major advantages of OFDM systems are

- High spectral efficiency
- Simple digital realization by using the FFT operation
- Due to the ISI avoidance, the complexity in the receiver will be reduced
- Various modulation schemes will be used to achieve the best performance of the system

Due to the above mentioned advantages, OFDM has been used in many wireless applications such as Wireless Personal Area Network (WPAN), Wireless Local Area Network (WLAN) [4], Wireless Metropolitan Area Network (WMAN), Digital Audio Broadcasting (DAB) [3] and Digital Video Broadcasting (DVB) [5]. It is also being considered for IEEE 802.20, 802.16 [6], [7] and 3GPP-LTE. With the use of cyclic prefix for eliminating the effect of ISI, there is a need for a simple one tap equalizer at the OFDM receiver. OFDM brings in unparalleled bandwidth savings, which leads to high spectral efficiency. The channel coefficients of OFDM should be estimated with the minimum error to achieve the more potential advantages with higher efficiency.

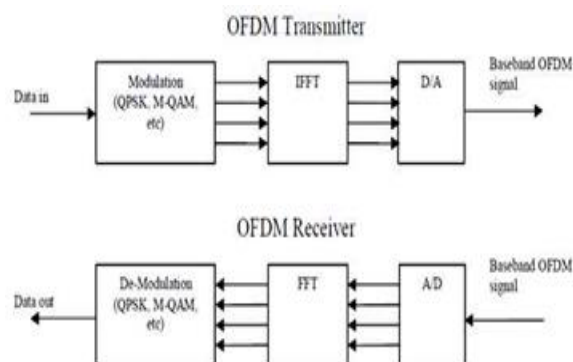


Fig1. General OFDM block diagram

System Model

The general OFDM system model has given in fig1. Firstly, the binary data has given as an input to the M-QAM/QPSK modulator. After mapping and grouping the input data the comb-pilot insertion will be done to split the transmitted data into N low rate modulated symbols $X(k)$, where $k = 0, 1, 2, \dots, N-1$. Then the time domain signal $x(n)$ can be written as a frequency domain signal $X(k)$ after performing the IFFT:

$$x(n) = \text{IDFT}\{X(k)\}$$

$$\text{IDFT}\{X(k)\} = \sum_{k=0}^{N-1} X(k) \exp(j2\pi nk/N) \quad (1)$$

Where N is the number sub carriers

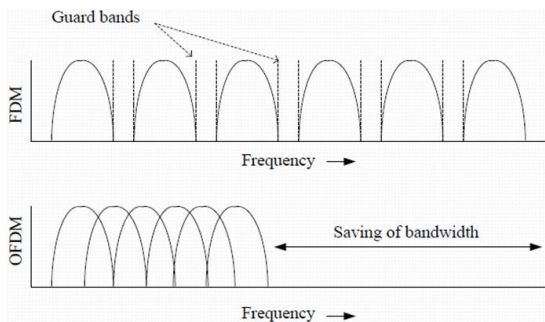


Fig2. Comparison of FDM vs OFDM

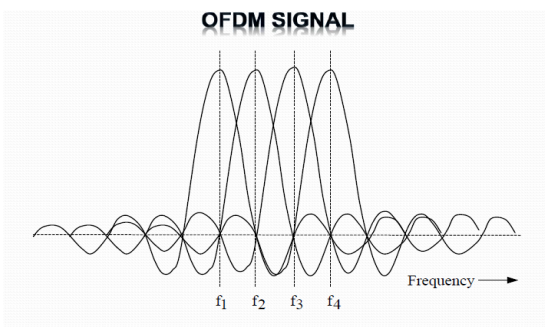


Fig3. Output of the OFDM transmitter

$$x_g(n) = \begin{cases} x(N_g + n) & n = -N_g, -N_g + 1, \dots, -1 \\ x(n) & n = 0, 1, \dots, N-1 \end{cases} \quad (2)$$

Where N_g is the cyclic prefix (CP) length which reduces the ISI and as well as inter carrier interference (ICI). The impulse response of a discrete channel can be described by a formula:

$$h(n) = \frac{1}{N} \sum_{l=0}^{L-1} \alpha_l e^{-j \frac{\pi(n+(N-1)\tau_l)}{N}} \frac{\sin(\pi \tau_l / T_c)}{\sin(\pi(\tau_l / T - N) / N)} \quad (3)$$

Where T_c = sampling period

L = number of multi paths and τ_l = time delay of L

LITERATURE REVIEW

In the past decades, there are so many channel estimation schemes have been proposed. Among those, the channel estimations based on PSA will help us to increase data rate. There are two parts in PSA-CE methods, those are: No prior information of channel and Prior information of channel based methods. The authors in [8] and [9], propose a least squares (LS) approach and Minimum Mean Square Error (MMSE) which are categorized under no prior information of channel. Among those, LS estimator is a simplest method and it has lower computational complexity when we compared with the MMSE estimator. But, however the results of MMSE are better than the LS estimator. Different interpolation methods are given in [9] and [10], which will be used in PSA-CE. Compared with the existing methods, transformation based methods will perform excellent with moderate complexity increase. In [11], the author explained DFT based CE method. It can improve the system efficiency by reducing the computational complexity by exploiting the fast Fourier transform (FFT) algorithm. However, it can't provide an excellent performance when a sample spaced path delay will be existed by the multi path fading channels. To overcome this drawback, windowed DFT-CE method has been proposed in [12] to improve the performance of the system. But, it reduces the utilization of frequency band. Then after to improve the performance of the system more accurately, the DCT based PSA-CE methods have been proposed in [13], [14] and [15]. These methods have got excellent performance at high SNR region, but at low SNR values it gives very poor performance. In order to improve the system performance even at low SNR values, here in this paper we proposed a novel PSA-CE method based on S-DCT-RD. the proposed algorithm utilizes the DCT characteristics which compresses the power to the low frequency region. By observing the simulation results, proposed algorithm

have dominates the existing PSA-CE methods with higher SNR and lower bit error rate (BER) values.

PROPOSED ALGORITHM

If the length of the channel is less than the CP then the received signal can be expressed as follows:

$$y_g(n) = x_g(n) \otimes h(n) + w(n)$$

Where $n = 0, 1, 2, \dots, N-1$, \otimes = circular convolution and $w(n)$ = additive white gaussian noise (AWGN). After applying discrete Fourier transform (DFT)

$$Y(k) = \sum_{n=0}^{N-1} y(n) e^{-j2\pi nk/N} = X(k)H(k) + W(k) \quad (4)$$

Where $H(k) = \sum_{l=0}^{L-1} h(k) e^{-j2\pi k\tau_l/NT_c}$ = transfer function of channel in frequency domain, $W(k) = \sum_{k=0}^{N-1} w(n) e^{-j2\pi nk/N}$ is known as AWGN noise samples.

LS Approach

It is very simple and flexible approach, the channelestimation can be done by multiplying the sub symbols of received pilot carriers with the inverse of the sub symbols of reference pilot carriers, which can be described as follows:

$$\hat{H}_p^{LS} = X_p^{-1} Y_p = \begin{bmatrix} X_{p_0}^{-1} Y_{p_0} & \dots & X_{p_{p-1}}^{-1} Y_{p_{p-1}} \end{bmatrix}^T \quad (5)$$

Where X_p = reference pilot carrier sub symbols

Y_p = received pilot carrier sub symbols and $(p_0, p_1, \dots, p_{p-1})$ are the set of sub carriers which will be used to carry sub symbols of pilot.

Then after, it estimates the channel by interpolating \hat{H}_{pz}^{LS} , which are obtained at positions of pilot, where $z = 0, 1, \dots, P-1$, over the entire band to get the $\hat{H}_{LS}(k)$.

DFT Approach

The frequency response can be estimated according to eq. (4)

$$\hat{H}_p(k) = \frac{Y_p(k)}{X_p(k)} + \frac{W(k)}{X_p(k)} = H_p(k) + \frac{W(k)}{X_p(k)} \quad (6)$$

Where $H_p(k)$ is channel estimation value in a pilot symbol, $k = 0, 1, 2, \dots, M-1$ and M = number of pilot sub carriers.

The phase of $\hat{H}_p(k)$ executes pre-deflection.

$$H'_p(k) = \hat{H}_p(k) e^{j2\pi\alpha/M} \quad (7)$$

α is a minimal normalized integer of channel delay. After applying the IDFT to the eq. (7) then the channel response can be obtained by using

$$\hat{h}_p = \text{IDFT}\{H'_p(k)\} = \frac{1}{M} \sum_{k=0}^{M-1} H'_p(k) e^{j2\pi vk/M} \quad (8)$$

Performing DFT to the above equation:

$$\hat{H}(k) = \sum_{n=0}^{N-1} \hat{h}(n) e^{-j2\pi jk/N} \quad k = 0, 1, 2, \dots, N-1 \quad (9)$$

The impulse response phase performs anti-deflection

$$\hat{H}(k) = H'(k) e^{-j\pi k\alpha/M}$$

$$0 \leq k \leq M-1 \quad (10)$$

DFT method has implicit periodicity. After DFT operation, original data will become infinite sequence due to the extension of finite non-periodic data. There should be high frequency components if the response of channel is discontinuous at both ends. Due to this interpolation operation DFT causes the aliasing error. To eliminate this error, the mirror weighted DCT approach has been proposed.

Mirror Weighted DCT Approach (MW-DCT)

Fig 4 shows that the block diagram of MW-DCT channel estimator. This algorithm will remove the aliasing effect due to the symmetric property. The channel estimation through MW-DCT can be expressed as follows:

$$\hat{H}_{2M}(k) = \begin{cases} \hat{H}_p(k) & 0 \leq k \leq M-1 \\ 0 & k = M \\ \hat{H}_p(2M-k) e^{-j\pi(2M-1)/M} & M+1 \leq k \leq 2M-1 \end{cases} \quad (11)$$

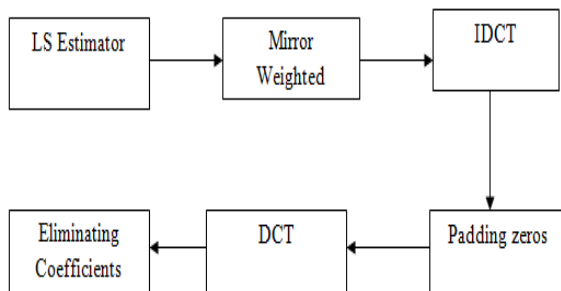


Fig4. Block diagram of MW-DCT Channel Estimator

Algorithm:

1. First, M points $\hat{H}_p(k)$ will be multiplied by the weighted coefficient i.e., defined by

$$\hat{H}'_p(k) = \begin{cases} \frac{1}{\sqrt{2}} \hat{H}_p(k) & k = 0 \\ e^{\frac{j\pi k}{2M}} \hat{H}_p(k) & 1 \leq k \leq M-1 \end{cases} \quad (12)$$

2. Now, $\hat{H}'_p(k)$ will be transformed to time domain by Inverse DCT

$$\hat{h}_p(n) = \sum_{k=0}^{M-1} v(k) \hat{H}'_p(k) \cos\left(\frac{\pi(2k+1)n}{2M}\right) \quad (13)$$

$$m = 0, 1, 2, \dots, M-1$$

$$\text{Where } v(k) = \begin{cases} \frac{1}{\sqrt{M}} & k = 0 \\ \sqrt{\frac{2}{M}} & k \neq 0 \end{cases}$$

3. Now, the data can be extended to N points by padding the N-M zeros to the $\hat{h}(n)$ to get the desired time domain signal. This extended data will be transferred by N-DCT.

4. Finally, to get the interpolated channel response, the weighted coefficients will be eliminated, it can be expressed as follows:

$$H(k) = \begin{cases} \sqrt{\frac{2N}{M}} H_p(k) & k = 0 \\ \sqrt{\frac{N}{M}} H_p(k) & 1 \leq k \leq N-1 \end{cases} \quad (14)$$

When we compared the both DFT and DCT based channel estimators, the algorithms which are based on DCT can reduce few of high frequency elements in transformation domain. With the operation of MW-

DCT, the lack of continuity of a signal problem can be saved and it makes the sequence much smoother in period edges.

S-DCT Algorithm

This section explains the proposed S-DCT algorithm with AWGN and Rayleigh distribution. Followed by the characteristics of DCT, the original sequence power in frequency domain is digested to the low frequency reign by DCT, the high frequency power reign considered as channel noise. Hence, we adopted a method which filters this surplus noise by setting the threshold as shortened coefficients. The shortened coefficients has been represented by N_{sh}

$$\begin{cases} \hat{h}_p(k) = \hat{h}_p(k) & 1 \leq k \leq N_p \leq M \\ \hat{h}_p(n) = 0 & k > N_p > 0 \end{cases} \quad (15)$$

Where $\hat{h}_p(k)$ is known as a time domain signal after applying IDCT

- First, perform the LS algorithm to get the channel response $\hat{H}_p(k)$:

$$H(k) = H_p(k) + W_p(k) \quad (16)$$

Where $W_p(k)$ = AWGN in pilot sequence

- By using eq. (14), multiply $\hat{H}_p(k)$ by the weighted coefficients.

$$\frac{\sum_{i=0}^{N_p} |\hat{h}_p(n)|^2}{\sum_{i=0}^{M-1} |\hat{h}_p(n)|^2} = \beta$$

- By using the above formula, the length of shortened coefficients will be confirmed and then the total power will be set to the range from zero to N_p .
- Now, in order to remove the noise, the estimator can be implemented by M-point DCT and finally it eliminates the coefficients by using the formula (14).
- Now, by using the impulse response of channel in pilot sequences, channel estimation can be obtained in a valid data sequences.

Here, an improved and efficient scheme for DCT based channel estimator has been implemented also compared with LS, DFT and MW-DCT. Proposed algorithm performs effectively to reduce the channel noise and achieve significant performance without any channel prior information.

SIMULATION RESULTS

All the experiments have been done in the MATLAB 2014a environment with high speed CPU specifications. We examined all the above discussed algorithms performance and compared with each other. Here, QPSK-OFDM system has considered with a number of sub carriers $N=64, 128, 256, 512, \dots$ and so on, which includes 32 pilot sequences. Assumed the SNR is from 1 to 40 dB, path delay $1.0e-2$, symbol rate for AWGN = 10000sec and for Rayleigh = 20 micro seconds, Doppler frequency = 100Hz, power delay = {0, -5, -10} dB are the system specifications for estimating the channel using the proposed and existing CE algorithms. Fig6 shows that the performance of signal to noise ratio (SNR) to mean squared error (MSE) with the proposed S-DCT and conventional LS, DFT, MW-DCT algorithms. It shows that the proposed CE algorithm with AWGN has the less MSE. Comparison of shortened coefficients in AWGN channel has given in fig7. Performance of proposed algorithm with Rayleigh distribution has displayed in fig8, which performs even better than the AWGN specifications by reducing the channel noise further with reduced error.

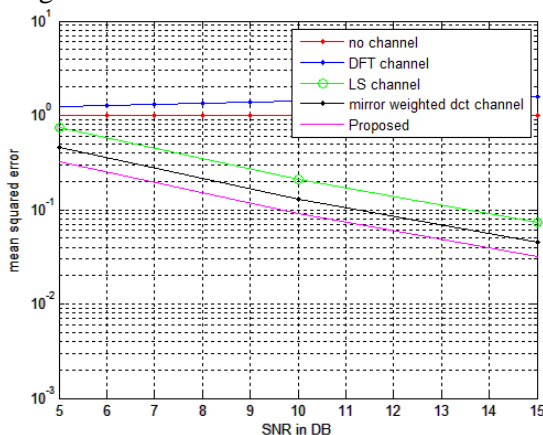


Fig6. Performance of SNR vs MSE with S-DCT-AWGN approach

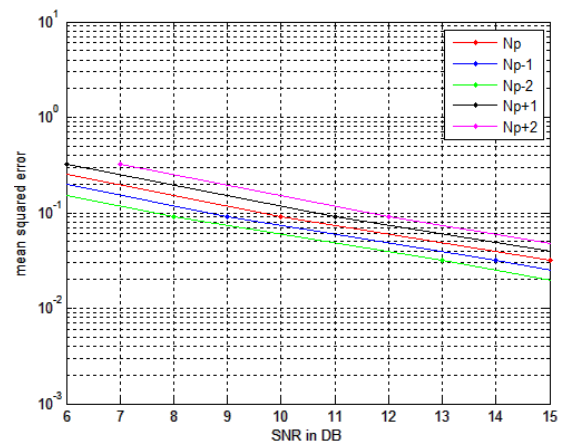


Fig7. Performance of N_p for S-DCT-AWGN approach

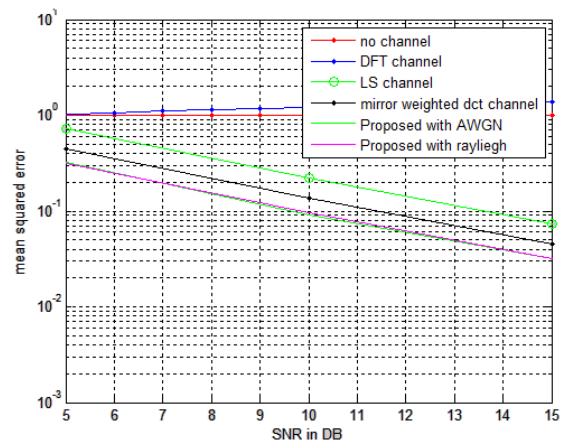


Fig8. Performance of SNR vs MSE with S-DCT-RD


CONCLUSION

Here, a novel pilot symbol aided channel estimation algorithm has been proposed and compared with the conventional channel estimation algorithms. The proposed S-DCT-RD algorithm has proven that it has less mean square error over the conventional algorithms with improved SNR values. Also reduced the channel noise by increasing the signal-to-noise ratio. The proposed algorithm has been compared under AWGN and also with Rayleigh conditions.

REFERENCES

1. Wu Y., W. Y. Zou, "Orthogonal frequency division multiplexing: A multi-carrier modulation scheme," IEEE Transactions on Consumer Electronics, vol. 41, no. 3, pp.392–399, Aug. 1995.

2. Van Nee R., Prasad R., OFDM for wireless Multimedia Communications, Artech House, 2003.
3. ETSI, "Radio broadcasting systems; Digital Audio Broadcasting (DAB) to mobile, portable and fixed receivers", European Telecommunication Standard, Standard EN-300401, May 1997.
4. Hiperlan2, "Broadband Radio Access Networks (BRAN), HIPERLAN Type 2; Physical (PHY) layer", ETSI, Tech. Rep., 1999.
5. ETSI, "Digital Video Broadcasting (DVB); Framing structure, channel coding and modulation for digital terrestrial television", European Telecommunication Standard, Standard EN-300-744, 2004-2006.
6. Part 16: Air Interface for Fixed Broadband Wireless Access Systems Amendment 2: "Medium Access Control Modifications and Additional Physical Layer Specifications for 2-11 GHz", IEEE, Standard IEEE Std. 802.16a-2003, 2003.
7. Part 16: Air interface for fixed broadband wireless access systems. "Amendment for physical and medium access control layers for combined fixed and mobile operation in licensed bands," IEEE, Standard IEEE Std 802.16e/D12, October 2005.
8. SinemColeri, Mustafa Ergen, Anuj Puri, and Ahmad Bahai, "Channel Estimation Techniques Based on Pilot Arrangement in OFDM Systems," IEEE transactions on broadcasting, vol. 48, no. 3, September 2002.
9. SinemColeri, Mustafa Ergen, Anuj Puri, Ahmad Bahai, "A Study of Channel Estimation in OFDM Systems," Vehicular Technology Conference, 2002. Proceedings. VTC 2002-Fall. 2002 IEEE 56th, Page(s): 894 – 898 vol.2.
10. Xiaodai Dong, Wu-Sheng Lu, Anthony C. K. "Linear Interpolation in Pilot Symbol Assisted Channel Estimation for OFDM" IEEE transactions on wireless communications, VOL. 6, NO. 5, MAY 2007
11. Zhang Jie, Huang Liquan, "An Improved DFT-based Channel Estimation Algorithm for MIMO-OFDM Systems," Consumer Electronics, Communications and Networks (CECNet), 2011 International Conference on Page(s):3929 – 3932.
12. SaqibSaleem, Qamar-ul-Islam, "On Comparison of DFT-Based and DCT-Based Channel Estimation for OFDM System," IJCSI International Journal of Computer Science Issues, Vol. 8, Issue 3, No. 2, May 2011.
13. Moussa Diallo, Rodrigue Rabineau, Laurent Cariou, Maryline H  lard. "Transform Domain based Channel Estimation for 3GPP/LTE Systems" Communications and Networking September 2010.
14. Y. Wang, L. Li, P. Zhang and Z. Liu, "Channel estimation for OFDM systems in non-sample-spaced multipath channels," Electronics Letters, vol. 45, January. 2009.
15. H. Kobayaki and k. Mori. "Proposal of OFDM channelestimation method using discrete cosine transform". Personal, Indoor and Mobile Radio Communications, 2004. Vol.3, Page(s):1797 – 1801.



16. T. Daisuke, T. Yasuhiko, and S. Kasumi.
“Channel Estimation Scheme with low
complexity Discrete Cosine Transformation
inMIMO-OFDM System”. Vehicular
Technology Conference, 2007. Page(s): 486 –
490.